



# MID-AMERICA TRANSPORTATION CENTER

Report # MATC-UNO: 111-1

Final Report  
WBS:25-1125-0005-111-1

UNIVERSITY OF  
**Nebraska**  
Lincoln

THE UNIVERSITY  
OF IOWA

THE UNIVERSITY OF  
**KU** KANSAS

MISSOURI  
**S&T**

LINCOLN  
UNIVERSITY  
MISSOURI



UNIVERSITY OF  
**Nebraska**  
Omaha

University of Nebraska  
Medical Center

**KU** MEDICAL  
CENTER  
The University of Kansas

## Real-Time Emergency Communication System for HAZMAT Incidents (REaCH) - Phase I

### Ann Fruhling, PhD, MBA

Professor and Director  
School of Interdisciplinary Informatics  
College of Information Science and  
Technology  
University of Nebraska - Omaha

### Aaron Yoder, PhD

Associate Professor  
College of Public Health  
University of Nebraska Medical Center

### Chandran Achutan, PhD

Assistant Professor  
College of Public Health  
University of Nebraska Medical Center

### Sharon Medcalf, PhD

Assistant Professor  
Director - Center for Biosecurity,  
Biopreparedness, and Emerging Infectious  
Diseases  
College of Public Health  
University of Nebraska Medical Center

UNIVERSITY OF  
**Nebraska**  
Omaha



2018

A Cooperative Research Project sponsored by  
U.S. Department of Transportation- Office of the Assistant  
Secretary for Research and Technology

MATC

The contents of this report reflect the views of the authors, who are responsible for the facts and the accuracy of the information presented herein. This document is disseminated in the interest of information exchange. The report is funded, partially or entirely, by a grant from the U.S. Department of Transportation's University Transportation Centers Program. However, the U.S. Government assumes no liability for the contents or use thereof.

**Real-Time Emergency Communication System for HAZMAT Incidents (REaCH) -  
Phase I**

Ann Fruhling, PhD, MBA  
Professor and Director  
School of Interdisciplinary Informatics  
College of Information Science and  
Technology  
University of Nebraska - Omaha

Aaron Yoder, PhD  
Associate Professor  
College of Public Health  
University of Nebraska Medical Center

Sharon Medcalf, PhD  
Assistant Professor  
Director – Center for Biosecurity,  
Biopreparedness, and Emerging Infectious  
Diseases  
College of Public Health  
University of Nebraska Medical Center

Chandran Achutan, PhD  
Associate Professor  
College of Public Health  
University of Nebraska Medical Center

A Report on Research Sponsored by

Mid-America Transportation Center

University of Nebraska–Lincoln

December 2018

**TECHNICAL REPORT DOCUMENTATION PAGE**

|  |  |   |  |  |                  |
|--|--|---|--|--|------------------|
| <b>1. Report No.</b><br>25-1121-0005-111-1   |  | <b>2. Government Accession No.</b>                          |  | <b>3. Recipient's Catalog No.</b>  |                  |
| <b>4. Title and Subtitle</b><br>Real-Time Emergency Communication System for HAZMAT Incidents (REaCH) - Phase I  |  |   |  | <b>5. Report Date</b><br>December 2018   |                  |
|  |  |   |  | <b>6. Performing Organization Code</b>   |                  |
| <b>7. Author(s)</b><br>Ann Fruhling <a href="https://orcid.org/0000-0001-9481-3069">https://orcid.org/0000-0001-9481-3069</a><br>Chandran Achutan <a href="https://orcid.org/0000-0003-1512-0868">https://orcid.org/0000-0003-1512-0868</a><br>Sharon Medcalf <a href="https://orcid.org/0000-0002-1230-7996">https://orcid.org/0000-0002-1230-7996</a><br>Aaron Yoder <a href="https://orcid.org/0000-0003-4195-7469">https://orcid.org/0000-0003-4195-7469</a>   |  |   |  | <b>8. Performing Organization Report No.</b><br>25-1121-0005-111-1   |                  |
| <b>9. Performing Organization Name and Address</b><br>University of Nebraska – Omaha<br>EAB 203<br>6001 Dodge Street<br>Omaha, NE 68182-0210;<br><br>University of Nebraska Medical Center<br>984355 Nebraska Medical Center<br>Omaha, NE 68198-4355   |  |   |  | <b>10. Work Unit No.</b>   |                  |
|  |  |   |  | <b>11. Contract or Grant No.</b><br>69A3551747107 Enter the number of the contract, grant, and/or project number under which the report was prepared. Specify whether the number is a contract, grant, or project number. Example: Contract # 8218 |                  |
| <b>12. Sponsoring Agency Name and Address</b><br>Mid-America Transportation Center<br>2200 Vine St.<br>PO Box 830851<br>Lincoln, NE 68583-0851   |  |   |  | <b>13. Type of Report and Period Covered</b><br>Annual Report (December 2016-December 2018)  |                  |
|  |  |   |  | <b>14. Sponsoring Agency Code</b><br>MATC TRB RiP No. 91994-10   |                  |
| <b>15. Supplementary Notes</b>   |  |   |  |  |                  |
| <b>16. Abstract</b><br>The goal of this project to develop a system to help minimize the impact to first responders' health during a transportation related HAZMAT incident. We will develop a dashboard prototype that integrates health and environmental data that is collected using IoT sensors. This data will allow the Incident Commander and Safety Officer make strategic decisions to protect first responders and transportation workers. The prototype system is called REaCH – Real-Time Emergency Communication System for HAZMAT Incidents. REaCH will include real-time health monitoring of first responders and transportation workers through wearable devices that monitor exposure to hazardous materials. |  |   |  |  |                  |
| <b>17. Key Words</b><br>HAZMAT; Intelligent Transportation System (ITS) technologies; hazardous materials; statewide technology system; Real-Time Emergency Communication System. IoT, First Responders, biosensors  |  |   |  | <b>18. Distribution Statement</b><br>No restrictions.  |                  |
| <b>19. Security Classif. (of this report)</b><br>Unclassified  |  | <b>20. Security Classif. (of this page)</b><br>Unclassified |  | <b>21. No. of Pages</b><br>34  | <b>22. Price</b> |

## Table of Contents

|  |      |
|--|------|
| Disclaimer .....   | vii  |
| Abstract .....   | viii |
| Chapter 1 Introduction .....   | 1    |
| 1.1 Organization of the Report.....  | 1    |
| 1.2 Background .....   | 1    |
| 1.3 Project Goal .....   | 3    |
| Chapter 2 Literature Review .....  | 5    |
| 2.1 Sensor Technologies .....  | 5    |
| 2.1.1 Wearable Technology/Wearable Devices.....  | 5    |
| 2.1.2 Health Monitoring Sensors .....  | 7    |
| 2.1.2.1 Telemetry pill.....  | 7    |
| 2.1.2.2 Zero – Heat Flux sensor .....  | 7    |
| 2.1.2.3 AliveCor’s Kardiaband .....  | 8    |
| 2.1.2.4 LilyPad Temperature Sensor.....  | 8    |
| 2.1.2.5 Hot Dot Alert Patch by OSHA.....   | 8    |
| 2.1.2.6 Zephyr.....  | 8    |
| 2.1.2.7 Drager – TCORE .....   | 9    |
| 2.1.2.8 Polar OH1 .....  | 9    |
| 2.1.2.9 Pulse sensor.....  | 9    |
| 2.1.2.10 Texas Instruments CC2650 Sensortag .....  | 10   |
| 2.1.2.11 CHASE LifeTech FR.....  | 10   |
| Chapter 3 Research Approach and Methods.....   | 11   |
| 3.1 Focus Groups .....   | 11   |
| 3.1.1 Omaha Fire Department Special Operations .....   | 11   |
| 3.1.2 HAZMAT Haulers Interviews .....  | 14   |
| 3.2 Integrated Sensor Dashboard Design.....  | 15   |
| 3.3 First Responders’ Wearable Technology Survey .....   | 16   |
| 3.4 Other Notable Activities .....   | 17   |
| Chapter 4 Future Work .....  | 19   |
| References.....  | 20   |
| Appendix A Sample use case diagram and user scenarios. ....                                      | 22   |
| Appendix B Agile methods flowchart. ....   | 26   |
| Appendix C Survey.....   | 27   |
| Appendix D Testing Environmental Sensors to Reduce Heat Ailments among First Responders<br>..... | 33   |
| Appendix E Visualize to Realize: Improving Safety of First Responders.....                       | 34   |

## List of Figures

|                                  |    |
|----------------------------------|----|
| Figure 3.1 Responder Safety..... | 14 |
|----------------------------------|----|

List of Tables

Table 3.1 Station 33 – HAZMAT Focus Group for Needs Assessment..... 13

## List of Abbreviations (optional)

Mid-America Transportation Center (MATC)  
Nebraska Transportation Center (NTC)  
Personal protective equipment (PPE)  
Internet of things (IoT)  
Real-Time Emergency Communication System for HAZMAT (REaCH)  
Hazardous materials (HAZMAT)  
Pipeline and Hazardous Materials Safety Administration (PHMSA)  
Office of Hazardous Materials Safety (OHMS)  
National Fire Protection Association (NFPA)  
First responder (FR)  
Omaha Fire Department (OFD)

## Disclaimer

The contents of this report reflect the views of the authors, who are responsible for the facts and the accuracy of the information presented herein. This document is disseminated in the interest of information exchange. The report is funded, partially or entirely, by a grant from the U.S. Department of Transportation's University Transportation Centers Program. However, the U.S. Government assumes no liability for the contents or use thereof.



## Abstract

The goal of this project is to develop an information technology system to help minimize the impact to first responders' health during a transportation related HAZMAT incident. We will develop a dashboard prototype that integrates health and environmental data that is collected and transmitted using IoT sensors. This data will allow the Incident Commander and Safety Officer make strategic decisions to protect first responders and transportation workers. The prototype system is called REaCH – **R**eal-Time **E**mergency **C**ommunication System for **H**AZMAT Incidents. REaCH will include real-time health monitoring of first responders and transportation workers through wearable devices that monitor exposure to hazardous materials. A user interface that presents a dashboard prototype with the integrated sensor data is the planned outcome. This is a multi-year project. This report presents the activities in the first year.

## Chapter 1 Introduction

### 1.1 Organization of the Report

In this document we report on the first-year activities for the REaCH - Real-Time Emergency Communication System for HAZMAT Incidents project. This report begins with background on the HAZMAT transportation domain in the context of this project. Next, we describe the goal of our project. Subsequently, we report on the activities and research conducted to date including 1) interviews with Nebraska transportation professionals, first responders, and key stakeholders, 2) focus group findings, 3) a review of current biosensor and wearable technologies, 4) requirements for an integrated sensor dashboard design, 5) a survey that will be distributed and analyzed in year 2, and 6) other notable activities.

### 1.2 Background

According to the U.S. DOT Pipeline and Hazardous Materials Safety Administration (PHMSA), Office of Hazardous Materials Safety (OHMS), hazardous materials traffic in the U.S. now exceeds 800,000 shipments per day (Lasisi, 2012) and results in more than 3.1 billion tons of hazardous materials annually (The Office of Hazardous Materials Safety Research and Special Programs Administration). Approximately 300 million shipments of hazardous materials are transported annually within the United States. Out of these, 94% of the HAZMAT shipments are moved by trucks (Lasisi, 2012). Between 2007 and 2016, there were 144,002 HAZMAT incidents on US highways, with damage totaling nearly \$600M (Office of the Federal Register National Archives and Records Administration, 2011). The top two incident types in the past three years involved flammable-combustible liquids and corrosive materials.

The sensitivity and risks of HAZMAT shipment transportation requires a collaborative framework with technology that enables reliable and cost-effective means to communicate and

exchange data during incidents. Today, individual companies track and monitor the status of their trucks and drivers using a range of Intelligent Transportation Systems in the Internet of Vehicles.

Transporting hazardous materials safely, establishing requirements for real-time emergency response information, and monitoring human exposure from hazardous material incidents are national concerns. These concerns are documented in the Fixing America's Surface Transportation Act, or "FAST Act." President Obama signed into law on December 4, 2015.

Past research reports that transportation companies lack real-time monitoring of their drivers transporting hazardous materials. In some cases, the status of hazardous materials is not being measured, and thus potential risks are difficult to identify and are not reported in a timely manner to drivers. Should a hazardous material incident occur the condition of the drivers' and first responders' exposure needs to be monitored closely. This could be made possible via wearable devices that have sensory technology.

A recent study reported that it was difficult for an "Emergency Response Coordination Center" to obtain basic information (e.g., name, nature, and quality of the hazardous materials, etc.) and real-time information (e.g., the location of an accident, the severity level of an accident, etc.) of vehicles, drivers and hazardous materials during the transportation (Ma et. al, 2014). In the first year of our study we conducted focus groups to further assess the current situation in Nebraska.

During such HAZMAT emergencies, first responders are the first to reach the incident site. A first responder is an individual who would immediately be present at the scene during a HAZMAT emergency. They include the fire department, police department, emergency medical services and the department of environmental quality. Over the last few years, there has been an

increase in the number of deaths of the first responders caused mainly due to cardiac arrest, heat stroke, stress, lack of oxygen in the blood, and inhalation of hazardous chemicals. National Fire Protection Association (NFPA) statistics reveals the following (National Fire Protection Association, 2017):

- There were more than 30,000 firefighter injuries between 2010-2016
- 42% of fatalities were caused due to physical stress and overexertion
- First responders face a 14 percent increase in cancer-related deaths

### 1.3 Project Goal

The main goal of our project is to design, develop, and test a technology prototype that will minimize the health impact of first responders when responding to a transportation related HAZMAT incident. Specifically, we plan to create a real-time human and environmental integrated dashboard information system for HAZMAT incident monitoring that could potentially be used in Nebraska and the U.S. The development of the technology prototype follows the agile information system development methodology. For the first phase of our project, we conducted several requirements gathering activities including a literature review, interviews with key stakeholders, focus group with first responders, a review of current sensor technology and prepared a research study on best practices for human health parameters visualizations of data on the dashboard.

This research project intends to address several issues related to the health of transportation workers and the first responders in the presence of hazardous materials. Our goal is to provide real-time information to decision makers and incident commanders during a HAZMAT incident. Currently, the ability to identify and communicate information on various human health parameters on an integrated user interface platform is limited. Our aim is to

develop a prototype that includes wearable sensor devices, mobile apps, and a real-time communication network all first responders and transporters can use during a hazardous materials incident. The new system is called REaCH - Real-Time Emergency Communication System for HAZMAT Incidents. The activities for year 1 were:

- Defining the REaCH system requirements. (See Appendix A)
- Interviewing HAZMAT carriers, NE Transportation stakeholders, various units of first responders at Omaha Fire Department
- Conducting a focus group workshop with HAZMAT first responders.
- Meeting with local hazardous material response teams to identify health monitoring and exposure data needed over a multi-year period for multiple response scenarios.
- A broad review of the current state of wearables for HAZMAT protection, current IoV technology, Intelligent Transportation Systems, and current technology used in the field. Two project team members attend the International HAZMAT and Firefighters conference to learn about the latest technology in the field.
- IRB approval to conduct interviews, focus group workshop with stakeholders and to survey OFD firefighters on their use and attitudes toward health monitoring wearables.

## Chapter 2 Literature Review

### 2.1 Sensor Technologies

In our project we intend to leverage Internet of Things (IoT) technologies that support human and environmental data capture and transmission through sensors. There are many wearable IoT sensor technologies available that could be utilized in our project. We conducted a broad review of the current state of the technology. Below we present our findings.

#### *2.1.1 Wearable Technology/Wearable Devices*

Wearable Technology/Wearable Devices refer to all electronic technologies that can be incorporated into clothing, accessories or computing devices that can be comfortably worn on the body. A special feature of wearable devices is that they can provide real time information to their users and those monitor the users' health.

With the latest developments in technology, the Internet of Things (IoT) has paved the way for monitoring healthcare through the evolution of wearable devices built using wearable sensors. The increasing need for self-health monitoring and preventive medicine had given rise to the development of numerous wearable devices, which can be used to monitor health parameters such as body core temperature, heart rate, blood pressure, blood oxygen level, hydration level etc. in various areas. Wearable systems range from microsensors integrated efficiently and effectively into textile materials such as exoskeleton, computerized watches, earplugs, hand gloves, and bracelets to computerized eye glasses such as the Google glass.

Personal Protection Equipment (PPE) are specialized clothing designed for first responders. PPE provides protection from serious injuries and illnesses resulting from contact with chemical, radiological, physical, electrical, and other hazards. Wearing PPE often puts a first responder at considerable risk of developing heat stress. This can result in health effects

ranging from heat fatigue to serious illness such as heat stroke and cardiac failure which may cause death. Heat stress is caused by a number of interacting factors, including environmental conditions, clothing, workload, and the individual characteristics of the worker.

First responders are often subjected to working in extreme environmental conditions. The Personal Protection Equipment, Self-Contained Breathing Apparatus and the remaining set of safety gear acts as an extra load on their body especially under strenuous conditions where the temperature can be extremely dry or extremely wet. One of the main challenges of PPE is the inability to eliminate heat through radiation, convection (transfer of heat through mass motion) and evaporation. The PPE is impermeable in nature which is good from a chemical resistant point of view, but it also prevents the elimination of heat, which results in the lack of heat loss in PPE.

The first responder wearing the PPE will produce his or her own body heat in addition to the temperature conditions outside the PPE. The suit also impedes the wearer's ability to balance the heat production and heat dissipation. This results in the degradation of the effectiveness of the individual i.e. as their core body temperature increases ( $TC > 37^{\circ}\text{C}$ ), their cardiac output i.e. their heart rate increases.

Temperature and humidity affect the thermal balance of the human body via skin and the respiratory system. So, if there is no scope of evaporation inside the PPE, then the heat dissipated from the first responders' body will have a no way out, thus resulting in the dryness of skin and other harmful conditions which may be fatal. Thus, it is extremely important to monitor the temperature and humidity inside and outside the protection suit of the first responder when subjected to strenuous conditions. Monitoring these parameters can be achieved through

biosensors – which are unobtrusive, durable, can be easily worn, and which can be used as an intervention during crisis emergency response.

The following section gives an overview of the different health monitoring sensors and their functionalities.

### *2.1.2 Health Monitoring Sensors*

#### 2.1.2.1 Telemetry pill

The telemetry pill is able to measure the core temperature directly because the sensor travels through the Alimentary Canal (Byrne et al., 2006). The size of the telemetry pill is similar to a regular pill capsule. Radio frequencies are emitted by the sensor and sent to an external device that records the signals and displays the core temperature data to the user. The pill itself consists of a temperature sensor, radio transmitter, battery and onboard memory. Memory in the pill is to store temperature values at various intervals. Disadvantages are single time use and it is relatively expensive.

#### 2.1.2.2 Zero – Heat Flux sensor

The zero heat-flux sensors are non-invasive and are placed on the forehead. The zero heat-flux sensor bases its core temperature measurement off the bio heat equations for the head's tissues layers and Fourier's heat equation for the foam layer. The device calculates the core temperature through an iterative warming process of the heating element.

An example is the 3M SpotOn Temperature Monitoring System (SpotOn). It is reported as being an accurate, non-invasive system that measures patients' temperatures with an affordable single-use sensor, and provides consistent temperature monitoring.



#### 2.1.2.3 AliveCor's Kardiaband

The AliveCor's Kardiband is a heart rate monitoring system (KardiaMobile). Kardiaband can capture a medical electrocardiogram in 30 seconds anywhere and anytime. It is used by the world's leading cardiac care medical professionals and patients. It has a battery with an operational time of 200 hours and it is compatible with android and IOS platforms.

#### 2.1.2.4 LilyPad Temperature Sensor

The LilyPad detects temperature changes. The MCP9700 is a small thermistor type temperature sensor. This sensor can output 0.5V at 0 degrees C, 0.75V at 25 C, and 10mV per degree C. The LilyPad converts analog to digital that allows the user to establish the local ambient temperature. It can detect physical touch based on body heat and ambient conditions using a small sensor. The LilyPad is a wearable e-textile technology developed by Leah Buechley and cooperatively designed by Leah and SparkFun. Each LilyPad was creatively designed to have large connecting pads to allow them to be sewn into clothing. Various input, output, power, and sensor boards are available. They are even washable.

#### 2.1.2.5 Hot Dot Alert Patch by OSHA

The Hot Dot Alert Patch is a single-use indicator that can help ALERT users of the potential risk of heat-related illness and potentially prevent heat-related injuries and save lives. The Hot Dot Alert Patch used thermo chromatic (property of a substance to change color due to the changes in temperature) technology. The Hot Dot Alert Patch offers real-time monitor of body temperature changes.

#### 2.1.2.6 Zephyr

The Zephyr H x M BT is the first fitness-tracking device that supports both Android and Windows Phone 8 devices. It combines smart fabric, heart rate sensor technology, movement

sensors, and Bluetooth connectivity on a chest strap. It is used to extract heart rate information from patients who need continuous monitoring. Due to its Bluetooth low energy technology, it makes the device highly durable, reliable, accurate and comfortable.

Zephyr consists of machine washable straps, a compression shirt and flame resistant wearable shirts. Zephyr's physiological monitoring module helps capture and transmit physiological data on the wearer via mobile and data networks. It is used to capture ECG, respiration, core body temperature, acceleration, time and location of the wearer.

#### 2.1.2.7 Drager – TCORE

The Drager – TCORE is a non-invasive temperature monitoring system. It employs a dual-sensor heat flux technology, which monitors and calculates the core body temperature accurately and continuously. It requires a simple self-adhesive sensor to be placed on the wearer's head.

#### 2.1.2.8 Polar OH1

The Polar OH1 is an optical heart rate sensor (Polar OH1). This heart rate monitor armband can accurately and consistently capture heart rate using Polar's heart rate algorithm and 6-LED solution. It is Bluetooth enabled and is easily compatible with IOS and Android with a battery life of 12 hours.

#### 2.1.2.9 Pulse sensor

The Pulse sensor is used to test the heart rate of the user through an Arduino connection. It displays the user's real time heart rate information through an open source app. The Pulse sensor is a simple optical sensor that works by taking advantage of changes in light scattering as a result of increased blood flow. As the heart beats, the volume of blood in the arteries and veins increases rapidly.

#### 2.1.2.10 Texas Instruments CC2650 Sensortag

The Texas Instruments CC2650 Sensortag is an ultra-low power Bluetooth sensor tag which supports the following sensors: temperature, pressure, humidity, accelerometer, gyroscope and magnetometer. The device comes with a TI sensortag app available on both IOS and android where the data can be captured in a real time environment and can be stored and visualized on the IBM cloud platform through Internet of Things (IoT) technology.

#### 2.1.2.11 CHASE LifeTech FR

The CHASE LifeTech FR (Nokia)] is a Nokia produced product in collaboration with Kolon, a fashion brand in Korea. The jacket is composed of module sensors, which allows the wearer to access data such as heart rate, body temperature, location and motion. The data is captured in a real time environment and can be visualized using GINA's software management system. This product was designed to increase the safety of the first responders and mitigate risks associated during an emergency response.

## Chapter 3 Research Approach and Methods

The team employed several research approaches and methods, including requirements gathering and data analysis to understand the needs of the stakeholders in the HAZMAT response field. We conducted interviews and a focus group workshop, and surveyed biosensor, HAZMAT, and first responder health concerns literature. We met with subject matter experts (SMES) in Omaha and around the world at the International HAZMAT and Firefighters conference.

Our project began with defining the REaCH system requirements. Our goal is to move from conceptual technology ideas and visions to building, testing and evaluating working prototypes in the field with end users. We are following best practices in an iterative development approach known as Agile Development. A flowchart of the Agile Development approach is shown in Appendix A.

We are employing the IT Industry Standards Unified Modeling Techniques (Booch et al., 1998) as part of our analysis efforts. For example, we utilized use case diagrams and user scenarios as our modeling tools. A sample use case diagram and examples of user scenarios are shown in Appendix B.

### 3.1 Focus Groups

#### *3.1.1 Omaha Fire Department Special Operations*

UNMC Institutional Review Board (IRB) approval was obtained to conduct a systematic process for data collection in a focus group format. Participants were recruited from Omaha Fire Department Station 33 HAZMAT team members with the goal to elicit a consensus on their perceptions of the hazards they encounter and their personal and health concerns due to HAZMAT incidents responses, to better delineate the outcome products for this project. The

following represents the procedures for the focus group data collection and the results that were generated. After introductions, Dr. Fruhling, PI, provided an overview of the project. Dr. Medcalf then facilitated the session. First, the participants were given a half sheet of paper and asked to list items in response to the following question: When you are responding to a HAZMAT event, what are the things that you worry about? The participants were asked to list at least ten items. Then each item was transferred to its own post-it note and participants were asked to place their top 4-5 items on the table. Following questions of clarity on the items on the table, participants were asked to group the notes that were similar. This process was repeated until all notes were on the table and clustered into groups. Participants were then asked to assign a name or theme to each cluster.

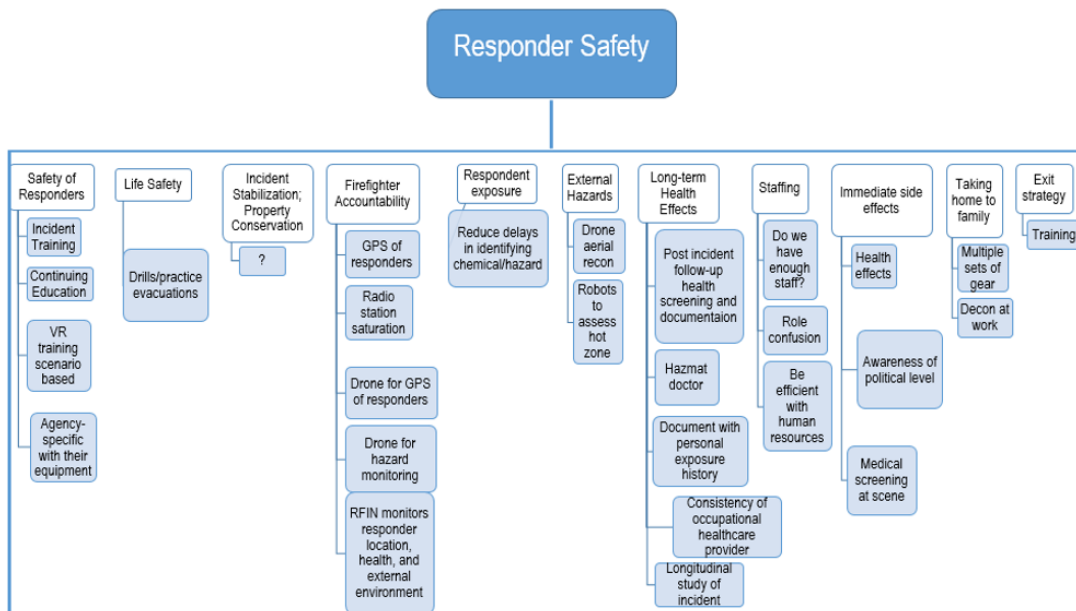
The cluster with the most notes (items) was chosen and each note was placed in a row at the top of the table. Participants were asked to begin to create additional post-it notes that represented “solutions” to any or all the notes (items) on the table. Participants were instructed to think of solutions that were not limited by time, technology or availability of funding. Solution post-it notes were placed in a column below each original item that derived from the cluster that generated the most concerns.

Table 3.1 below represents the clusters of items that participants considered concerns when they respond to a HAZMAT event. Thematic areas include: Responder Safety; Training; Risk Assessment; Incident Command; Personal Protective Equipment; Weather and Location; Communication; Hazard/Product Identification; Public Safety and Post Incident Review. Each item under “Concerns” represents an individual note placed by all participants.

**Table 3.1** Station 33 – HAZMAT Focus Group for Needs Assessment

| <b>Themes</b>                 | <b>Concerns</b>   | <b>Notes</b>  |
|-------------------------------|---|---|
| Responder Safety              | Safety of responders                                      | Life safety   |
|                               | Fire fighter accountability                               | Respondent exposure   |
|                               | Potential external hazards                                | Long-term health effects  |
|                               | Adequate staffing?  | Education/awareness of political level                                    |
|                               | Exit strategy if things go bad                            | Taking home to family<br>Incident stabilization/<br>property conservation |
| Training                      | Sufficient training                                       | Previous incident experience  |
|                               | Proper equipment/tools                                    |   |
| Risk Assessment               | Secondary explosions                                      | Bioterrorism  |
| Incident Command              | Subject matter expert available?                          | Will proper procedures be followed by incident commander?                 |
| PPE                           | Adequate PPE/ Proper/correct PPE                          | Extra resources   |
|                               | Can't see   | Maintenance and equipment   |
| Weather and Location          | Exact location of spill/leak; topography                  | Weather conditions  |
| Communication                 | Communication to the community                            | Communication before we get to the scene                                  |
|                               | Communication among responders (own unit) and interagency | Information collection and dissemination                                  |
| Hazard/Product Identification | Stop problem/mitigation/stabilization/isolation           | How big is the spill/leak   |
|                               | Equipment needed for ID/Mitigation                        | Accurately identify hazard/product  |
|                               | Accurate information                                      | Mixed products  |
|                               | Building layout/incident layout                           | Data gathering  |
|                               | Equipment working?  | How/what will HAZMAT change?  |
| Public Safety                 | Evacuate vs shelter                                       | Where can HAZMAT go?  |
|                               | Property conservation                                     | Notify and evacuate potential victims                                     |
|                               | How many have been exposed/potential victims?             | Safety of citizens/public   |
| Post Incident Review          | Interagency results and findings                          | Lessons learned   |
|                               | What to do differently next time                          | What worked/what didn't   |

The diagram below (Figure. 3.1) represents the brainstormed solutions to the items of concern clustered under the thematic area entitled: Responder Safety. White boxes indicate the original concerns from the notes generated by participants. The blue boxes represent the solutions that participants wrote for any or all of the concerns.



**Figure 3.1** Responder Safety Themes and Concerns

### 3.1.2 HAZMAT Haulers Interviews

In June 2018, Drs. Ann Fruhling and Chandran Achutan met with the CEO of a trucking company in Omaha. The purpose of the meeting was to understand the health and safety concerns of the trucking industry. The company employs between 130 and 140 truckers. They work 14 hours a day; they drive up to 11 hours a day. They are allowed to work 70 hours over 8 days before they have to take 34 hours of rest. This company transports gases such as nitrogen, oxygen, argon, carbon dioxide, hydrogen, helium, hydrogen chloride, ethylene, and carbon

monoxide. Potential health and safety hazards include asphyxiation in confined spaces. When the truckers are in refineries, truckers wear oxygen and hydrogen sulfide monitors. Trailers are not washed—they do not change chemicals. They are purged. Sometimes there are fuel spills and oil leaks; truckers usually have PPE on hand. The trucks have satellite devices which monitor speed, truck performance, and sudden stops and starts. Cameras that face inwards and outwards capture driver behavior.

CEO raised the following health and safety concerns:

- Unknown chemicals at the destination
- Physical security of truckers from guns
- Counter terrorism threat as trucks cross across Country land borders
- Lack of place to park the trailer at night.

The CEO offered to allow truckers to participate in a focus group with our research team.

Dr. Chandran Achutan also participates at the monthly Safety Meetings at the Omaha Fire Department (OFD). He is a Certified Industrial Hygienist and advises OFD on workplace health and safety policies.

The project team met with Lincoln-Lancaster County Health Department, Ron Eriksen, the faculty in the UNO Emergency Management program, faculty in the Biomechanics program that have expertise in health biosensor research. The team also had numerous interviews with Omaha Fire Department leadership, fire fighters and special operations unit members.

### 3.2 Integrated Sensor Dashboard Design

A first responder (FR) is an individual who arrives first at a hazardous material incident site and takes the initiative to act in order to minimize the risk to public health and property. Often the FRs are firefighters. Information collected interviews and focus groups above revealed



that the FRs may experience severe health related issues due to physical exertion, psychological stress and extreme working conditions. These issues range from thermoregulatory exhaustion and acute dehydration to fatal cardiac arrest, cancer and suicides. Research shows that 39% of FR fatalities are due to heart failure and 61% due to reasons like trauma, burns, etc. (Perroni et al.,2014).

To ensure FRs' safety, the incident commander (IC) monitors critical information about FRs and the incident site. The IC's decision regarding FRs' safe evacuation or withdrawal from the site is dependent on the collected information. The most critical parameters for an IC to monitor during such emergencies are FR's heart rate, core body temperature, available oxygen percentage and environmental air quality.

As part of our goal of this project to develop a Dashboard prototype, a smaller study conducted by a graduate student will focus on most usable display formats to visualize FR critical health and environmental data. In this study, each identified critical parameter will be represented through different design display formats. The designs will be developed iteratively using standard guidelines and feedback from expert UI designers. These designs will be examined in a scenario-based simulated testing environment. The study will follow a mixed-method approach involving a qualitative open-ended responses and survey data to evaluate the usability of these designs. In the first year of this project, the study was designed and IRB approval was completed.

### 3.3 First Responders' Wearable Technology Survey

The First Responders' Wearable Technology Survey was developed in the College of Public Health at the University of Nebraska Medical Center on behalf of the Real-Time Emergency Communication System for HAZMAT Incidents (REaCH) project. The survey is

designed to gain more insight into first-responders' use of technology and identify methods that further our understanding of monitoring exposure to hazardous environments.

This information will not only help identify the feasibility of first responders using wearable technology for monitoring real-time diagnostics during environmental incidents, but it will also help determine the viability of using wearable technology for monitoring first responders' health when responding to an incident.

All the information provided will be kept confidential and personal identifying information (email, etc.) will be separated from responses to ensure that no individual can be identified. If first responders would like to be contacted for a follow-up interviews, they voluntarily provide their email address following the completion of the survey. Participation in this survey is voluntary but their participation is critical to help understand first-responder incidents and to develop methods that will prevent workplace injuries.

In the second year, the First Responders' Wearable Technology Survey will first be sent to a Special Operations Unit of the Omaha Fire Department (n=20). In the second phase of distribution, the survey will be sent to the entire Omaha Fire Department (n=500).

### 3.4 Other Notable Activities

Two graduate students presented there literature research and research project at the annual UNO Student Research Fair. The posters are presented in Appendix D and Appendix E. Vikas Sahu 's poster presentation, "Visualize to Realize: Improving Safety of First Responders." Received the Meritorious Graduate Poster/Demonstration (third place) Award out of 150 student poster presentations. <<https://digitalcommons.unomaha.edu/srcaf/2018/schedule/177/>>. Graduate student, Chaitra Venkatesan also had a poster presentation called "Testing Environmental Sensors to Reduce Health Ailments among First Responders." Drs. Sharon Medcalf, Aaron

Yoder, Chandran Achutan, Matt Hale and Ann Fruhling presented the focus group needs Assessment results to the Engine 33 Special Operations Unit part of Omaha Fire Department.

Graduate Student Vikas Sahu and Dr. Ann Fruhling presented and published a paper in the proceedings of the Americas Conference for Information Systems. (Sahu & Fruhling, 2018a), (Sahu, 2018b). Graduate student Chaitra Venkatesan, Dr. Sharon Medcalf and Dr. Ann Fruhling presented and published a paper in the proceedings of the Americas Conference for Information Systems (Venkatesan et al., 2018a), (Venkatesan et al., 2018b).

As a direct result of the partnership developed between our research team and the Omaha Fire Department, we submitted a research grant related to firefighters, to the Department of Homeland Security (Achutan, PI; Fruhling, Co-PI). The title of the grant was, “Preventing heat-related illnesses in firefighters through integrated sensors.” The grant had the following specific aims: 1) Assess participants’ work practices, work equipment, and comfort with technology. 2) Design a novel, user-friendly way to integrate temperature, relative humidity, and heart rate sensors in firefighter suits. 3) Evaluate the efficacy of the integrated technology in Personal Protective Equipment (PPE) to mitigate heat-related illnesses. The grant was not funded, but we plan to submit a modified version to the National Institute for Occupational Safety and Health.

## Chapter 4 Future Work

In year 2, the project team will continue developing, building the prototype REaCH – **Real-Time Emergency Communication System for HAZMAT Incidents** prototype. We will survey OFD first responders and local long-distance haulers attitudes towards, behavior and usage of wearable health sensor devices. We will partner with biomechanics scientists who can assist in validating the health data from the sensors. We will beta testing our integrated health and environmental sensor dashboard.

## References

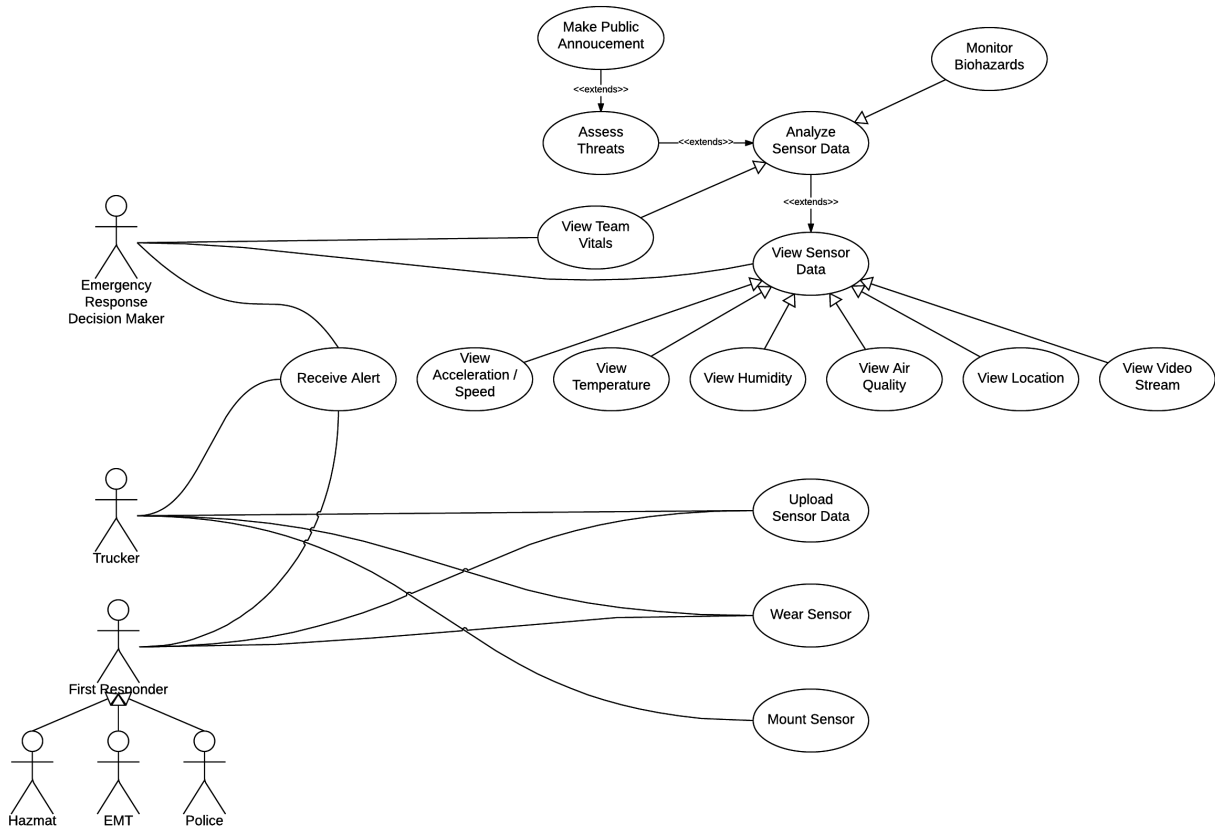
- Booch, G., Rumbaugh, J., and Jacobson, I. 1998. "The Unified Modeling Language User Guide." Addison Wesley, Retrieved from <http://www.icst.pku.edu.cn/course/uml/reference/the-unified-modeling-language-user-guide.9780201571684.997.pdf>
- Byrne, C. and Lim, C. L. 2006. "The ingestible telemetric body core temperature sensor: A review of validity and exercise applications." *British Journal of Sports Medicine*, 41(3): 126–133.
- KardiaMobile. (n.d.). Retrieved from AliveCor:<https://store.alivecor.com/products/kardiamobile>
- Lasisi Ayodeji, B. L. 2012. "An Emperical Study on Risk Mitigation in Transporting Hazardous Material." *Industrial and Systems Engineering Research Conference*.
- Ma, Q., Wang, C., Lu, J., and Jiang, C. 2014. "Development of an Integrated Emergency Management System for Hazardous Materials Transport: Improve the Transportation Safety and Enhance the Efficiency of Emergency Response." *IEEE 17th International Conference on Intelligent Transportation Systems (ITSC)*, 3046-3051.
- National Fire Protection Association. (2017, June). Firefighter activities, injuries, and deaths.
- Nokia made a smart, fashionable jacket for first responders. (n.d.). Retrieved from engadget: <https://www.engadget.com/2018/02/28/nokia-kolon-chase-lifetech-fr-jacket/>
- Office of the Federal Register National Archives and Records Administration. (2011, October 1). Code of Federal Regulations Title 49 (Transportation)
- Perroni, F., Guidetti, L., Cignitti, L., & Baldari, C. 2014. "Psychophysiological Responses of Firefighters to Emergencies: A Review." *The Open Sports Sciences Journal*, 7(1), pp. 8–15.
- Polar OH1 - Optical Heart Rate Sensor. Retrieved from <https://www.polar.com/us-en/products/accessories/oh1-optical-heart-rate-sensor#features>
- SpotOn Temperature Monitoring System. (n.d.). Retrieved from 3M: <https://multimedia.3m.com/mws/media/878163O/spoton-system-brochure.pdf>
- Sahu, Vikas; Fruhling, Ann. (2018a). Improving Decision-Making for Incident Commanders by Analyzing Visualizations for First Responder's Vital Information, Technology Research, Education, and Opinion (TREO) Talk, **Proceedings** Americas Conference for Information Systems, New Orleans, LA, August 2018.
- Sahu, Vikas. (2018b). Improving Decision-Making for Incident Commanders by Analyzing Visualizations for First Responder's Vital Information, Technology Research, Education,

and Opinion (TREO) Talk, Proceedings Americas Conference for Information Systems, New Orleans, LA, August 2018. **Presentation**

Venkatesan, Chaitra; Medcalf, Sharon; Fruhling, Ann. (2018a). Assessing Wearable Technology's Role to Reduce HAZMAT Health Risks, Technology Research, Education, and Opinion (TREO) Talk **Proceedings** Americas Conference for Information Systems, New Orleans, LA, August 2018.

Venkatesan, Chaitra. (2018b). Assessing Wearable Technology's Role to Reduce HAZMAT Health Risks, Technology Research, Education, and Opinion (TREO) Talk Proceedings Americas Conference for Information Systems, New Orleans, LA, August 2018. **Presentation**

## Appendix A Sample use case diagram and user scenarios.



### Backlog

1. As a researcher, I must know when the device is powered on and off, so that I know that I can record my participant's data.
2. As a researcher, I need to know that the dashboard is displaying sensor data, so I know that device is transmitting data and the dashboard is receiving data
3. As a researcher, I need to be notified about a transmission error with the sensor, so I know that I can troubleshoot (this needs to be further defined)

4. As a HAZMAT captain, I want to read data from smart devices, so that I can more accurately identify hazards.
5. As a HAZMAT captain, I want to read data from smart devices, so that I can more rapidly identify hazards.
6. As a HAZMAT tech, I want to monitor the health of individuals on my team, so that I can extricate them from dangerous situations.
7. As a HAZMAT tech, I want to keep track of my team, so that I can strategically deploy resources.
8. As a HAZMAT captain, I want to communicate with corporate entities, so that I can more rapidly identify hazards.
9. As a HAZMAT first responder, I want to receive alerts if my vitals are at abnormal levels, so that I can avoid the area to maintain my health and safety.
10. As a HAZMAT first responder, I want to be able to identify hazards quickly, so that I can better adapt to and mitigate the situation.
11. As a researcher, I want to be able to jump to a particular date/time in the dataset, so I quickly go to a particular section of data.
12. As a researcher, I want to be able to customize the dashboard, so I can select, view and organize specific datasets.
13. As a researcher, I want to be able to be able to see the information in movable panes, so that I can focus on just the information I want.
14. As a designer/researcher, I want the information to be color blind accessible, so that a wider range of people are able to effectively use the interface.



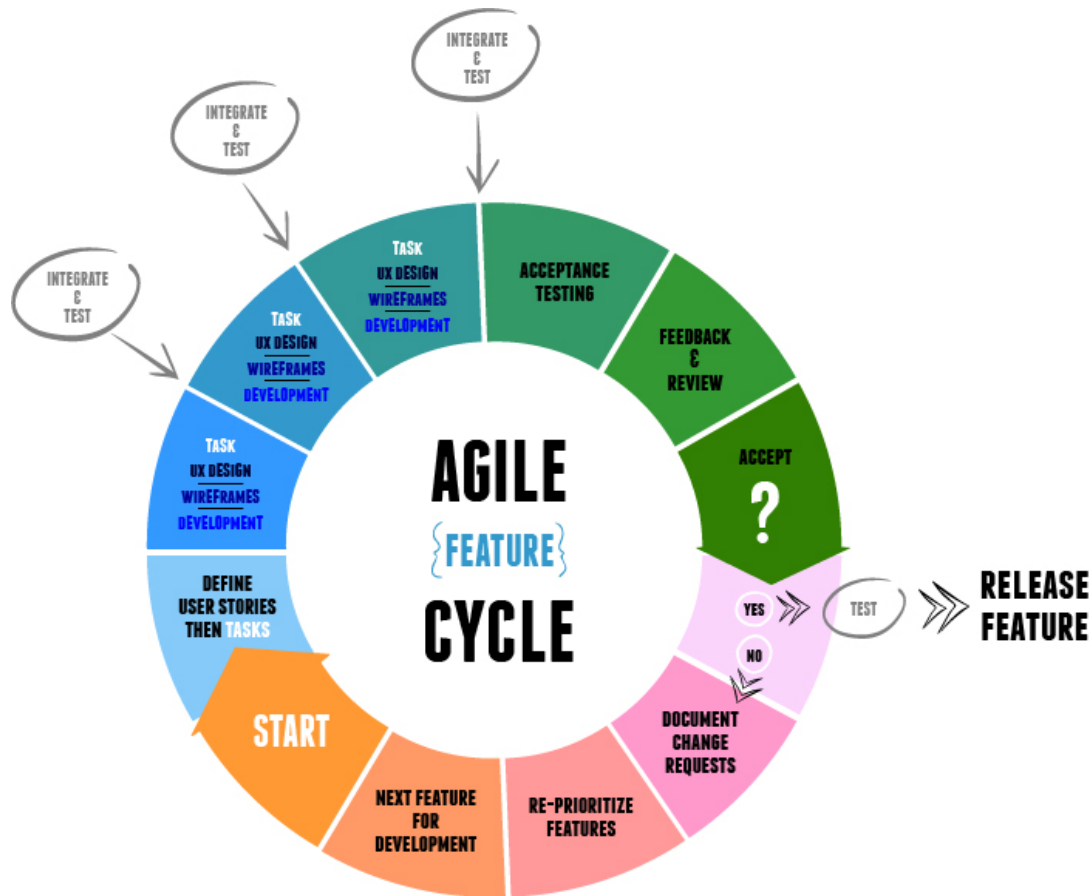
15. As a researcher, I want to see data organized by participant, group, or other attributes, so that I can compare the data and do analysis.
16. As a researcher I need to login to the dashboard so that the data is protected.
17. As a researcher I need to be select which function I want to do (e.g. view data, connect sensors, etc.)
18. As a researcher I need to be able select the sensor(s) I want to connect for transmission so that data is being captured.
19. As a sensor I need to have day and time included in the data that is transmitted so that the researcher can group the data and a particular participant can be identified.
20. As a researcher I need to be able to assign a sensor to a participant so that I have association of a participant.
21. As a researcher I need be able to add an event as a marker on the current data so I can go back and do further analysis.
22. As a researcher I need to have the EPCOH data to be converted to the local timezone since it is collect in GMT time so that the time and data matches the local time zone.
23. As a HAZMAT first responder, I want to read data from smart devices, so that I can more accurately identify hazards.
24. As a HAZMAT captain, I want to keep track of my team, so that I can strategically deploy resources.
25. As a HAZMAT captain, I want to keep track of my team, so that I can help them avoid hazards.
26. As a HAZMAT captain, I want to monitor the health of individuals of on my team, so that I can track longitudinal health and safety.

27. As a HAZMAT first responder, I want to be able to identify hazards accurately, so that I can better adapt to and mitigate the situation.
28. As a HAZMAT captain, I want to monitor the health of individuals on my team, so that I can extricate them from dangerous situations.
29. As a HAZMAT captain, I want to identify hazards quickly, so that I can strategically deploy and initiate the correct resources to mitigate them.
30. As a HAZMAT first responder, I want to read data from smart devices, so that I can more rapidly identify hazards.
31. As a HAZMAT captain, I want to keep track of my team, so that I can help them if they are in distress.
32. As a HAZMAT first responder, I want to keep track of my teammates, so that I can help them if they are in distress.
33. As an admin, I want to be able to assign a sensor to a user during the setup process, so that I know where their data is coming from.

#### In Progress

34. As a HAZMAT tech, I want to keep track of my team, so that I can help them avoid hazards.
35. As a HAZMAT tech, I want to keep track of my team, so that I can help them if they are in distress.

Appendix B Agile methods flowchart.



Agile Feature Cycle by ChromeMedia Inc.

Agile development utilizes a *feature* centric approach that guides the definition and realization of *user stories*. User stories are, as the name implies, short descriptions of the kinds of activities a user is involved in relation to the software. User stories are structured and define the type of *user involved*, the *action* they want to take, and the *goal(s)* of the action as they relate to the user. This structure forms the basis of a software requirement that is implemented as a feature. Feature development is not monolithic, so as user stories are defined, their realization (or achievement) is decomposed into a set of synchronous or asynchronous tasks. Once the tasks are completed, they produce code artifacts that are then integrated together, tested, reviewed, and either accepted or not. If a feature is accepted, then development proceeds onward to the next user story. If not, new tasks are created to realize the story, the story is changed given lessons learned, or the development team re-focuses on other important features needed for the final product. Ultimately, when the core user stories related to a feature are realized, the feature can be released. Often feature releases are grouped together into a new overall product version.

## Appendix C Survey

# First Responders' Wearable Technology Survey

1

IRB Protocol # 691-17-EX

July 18, 2018

Dear First Responder,



The following survey is being conducted by the College of Public Health at the University of Nebraska Medical Center on behalf of the Real-Time Emergency Communication System for HazMat Incidents (REaCH) project, which is supported by USDOT UTC Grant #69A3551747107. With your help, we hope to gain more insight into first-responders use of technology and identify methods that further our understanding of monitoring exposure to hazardous environments.

This information will not only help us identify the feasibility of first responders using wearable technology for monitoring real-time diagnostics during environmental incidents, but it will also help determine the viability of using wearable technology for monitoring your health when responding to an incident.

It should take less than 10 minutes to complete the following survey. All the information you provide will be kept confidential and your personal identifying information (email, etc.) will not be connected to your responses to ensure that no individual can be identified. Participation in this survey is voluntary, however your participation is critical to help us understand first-responder incidents and to develop methods that will prevent workplace injuries. You may stop participating at any time, and your responses will be deleted. If you have any questions about the survey, please email or call me at the number listed below.

Thank you for your time and consideration.

Sincerely,

Aaron M. Yoder, PhD  
Assistant Professor  
University of Nebraska Medical Center  
Environmental, Agricultural and Occupational Health  
402.552.7240  
[aaron.yoder@unmc.edu](mailto:aaron.yoder@unmc.edu)

2

Are you part of Special Operations?

- Yes
- No

3

What year were you born? (YYYY)

Please enter a number less than or equal to 2000

4

Have you ever used wearable technology (Fitbit, Smart Watch, etc.)?

- Yes
- No

5

Do you currently use wearable technology?

- Yes
- No

6

Why don't you use wearable technology?

Enter your answer

7

How confident are you in your ability to operate wearable technology?

- Extremely confident
- Very confident
- Somewhat confident
- Not so confident
- Not at all confident

8

If someone were to monitor your HEALTH while working in the field, who would you prefer?

- Myself
- My SIMS Operator
- My SIMS Operator and myself
- Neither, I prefer not to have my health monitored
- 

9

In your opinion, what types of HEALTH information would be useful to monitor for first responder safety when working in the field.

|                       | Yes                   | No                    | Don't Know            |
|-----------------------|-----------------------|-----------------------|-----------------------|
| Heart Rate            | <input type="radio"/> | <input type="radio"/> | <input type="radio"/> |
| Blood Pressure        | <input type="radio"/> | <input type="radio"/> | <input type="radio"/> |
| Core Body Temperature | <input type="radio"/> | <input type="radio"/> | <input type="radio"/> |
| Skin Temperature      | <input type="radio"/> | <input type="radio"/> | <input type="radio"/> |
| Hydration Level       | <input type="radio"/> | <input type="radio"/> | <input type="radio"/> |

10

In your opinion, what types of HEALTH information would be useful to monitor for first responder safety when working in the field.

|  | Yes                   | No                    | Don't Know            |
|--|-----------------------|-----------------------|-----------------------|
| Stability                              | <input type="radio"/> | <input type="radio"/> | <input type="radio"/> |
| Falls                                  | <input type="radio"/> | <input type="radio"/> | <input type="radio"/> |
| Breathing Rate                         | <input type="radio"/> | <input type="radio"/> | <input type="radio"/> |
| Breathing Depth                        | <input type="radio"/> | <input type="radio"/> | <input type="radio"/> |
| Blood Oxygen Levels                    | <input type="radio"/> | <input type="radio"/> | <input type="radio"/> |
| Respiration CO2 Levels                 | <input type="radio"/> | <input type="radio"/> | <input type="radio"/> |
| Cortisol Levels (Stress)               | <input type="radio"/> | <input type="radio"/> | <input type="radio"/> |
| Skin Resistance (Stress and Hydration) | <input type="radio"/> | <input type="radio"/> | <input type="radio"/> |

11

In your opinion, are there any additional types of HEALTH information that would be useful to monitor for first responder safety. If so, please list below.

Enter your answer

12

If someone were to monitor your ENVIRONMENT while working in the field, who would you prefer?

- Myself
- My SIMS Operator
- My SIMS Operator and myself
- Neither, I prefer not to have my environment monitored
- Other

13

In your opinion, what types of ENVIRONMENTAL information would be useful to monitor for first responder safety.

|                     | Yes                   | No                    | Don't Know            |
|---------------------|-----------------------|-----------------------|-----------------------|
| PH                  | <input type="radio"/> | <input type="radio"/> | <input type="radio"/> |
| Oxygen              | <input type="radio"/> | <input type="radio"/> | <input type="radio"/> |
| Carbon Monoxide     | <input type="radio"/> | <input type="radio"/> | <input type="radio"/> |
| Hydrogen Sulfide    | <input type="radio"/> | <input type="radio"/> | <input type="radio"/> |
| Combustible Gases   | <input type="radio"/> | <input type="radio"/> | <input type="radio"/> |
| Ammonia             | <input type="radio"/> | <input type="radio"/> | <input type="radio"/> |
| Particulates        | <input type="radio"/> | <input type="radio"/> | <input type="radio"/> |
| Carbon Dioxide      | <input type="radio"/> | <input type="radio"/> | <input type="radio"/> |
| Biological Proteins | <input type="radio"/> | <input type="radio"/> | <input type="radio"/> |
| Radiation           | <input type="radio"/> | <input type="radio"/> | <input type="radio"/> |

14

In your opinion, what types of ENVIRONMENTAL information would be useful to monitor for first responder safety.

|                                    | Yes                   | No                    | Don't Know            |
|------------------------------------|-----------------------|-----------------------|-----------------------|
| LEL - Lower Explosive Limit        | <input type="radio"/> | <input type="radio"/> | <input type="radio"/> |
| Temp (inside suit)                 | <input type="radio"/> | <input type="radio"/> | <input type="radio"/> |
| Temp (outside suit)                | <input type="radio"/> | <input type="radio"/> | <input type="radio"/> |
| Humidity (inside suit)             | <input type="radio"/> | <input type="radio"/> | <input type="radio"/> |
| Humidity (outside suit)            | <input type="radio"/> | <input type="radio"/> | <input type="radio"/> |
| Noise - Sound Level (inside suit)  | <input type="radio"/> | <input type="radio"/> | <input type="radio"/> |
| Noise - Sound Level (outside suit) | <input type="radio"/> | <input type="radio"/> | <input type="radio"/> |
| Hydrogen Cyanide                   | <input type="radio"/> | <input type="radio"/> | <input type="radio"/> |
| VOCs - Volatile Organic Compounds  | <input type="radio"/> | <input type="radio"/> | <input type="radio"/> |
| PHCs - Polyhalogenated Compounds   | <input type="radio"/> | <input type="radio"/> | <input type="radio"/> |



15

In your opinion, are there any additional types of ENVIRONMENTAL i  
be useful to monitor for first responder safety. If so, please list below


Enter your answer

16

Questions, Comments, and/or Concerns?

Enter your answer

# Appendix D Testing Environmental Sensors to Reduce Heat Ailments among First Responders


**UNIVERSITY OF NEBRASKA AT OMAHA**

## Testing Environmental Sensors to Reduce Heat Ailments among First Responders

Chaitra Venkatesan, Matt L. Hale, PhD, Ann L. Fruhling, PhD

### Introduction

Over the last few years, there has been an increase in the number of deaths of the hazmat first responders mainly due to cardiac arrest, heat stroke, heat stress, lack of oxygen in the blood and inhalation of hazardous chemicals. National Fire Protection Agency (NFPA) statistics reveal the following:

- There were more than 30,000 firefighter injuries between 2010-2016.
- 42% of fatalities were caused due to physical stress and overexertion.
- The hazmat first responders face a 14 percent increase in cancer-related deaths (NIOSH).

Past research and interviews with various focus groups have indicated that there is a lack of real time health monitoring for first responders during a hazmat response. It is extremely important to monitor the health and environmental parameters surrounding the hazmat first responders in order to improve their safety and mitigate their deaths.

A decrease or an increase in the core body temperature of a hazmat first responder when exposed to extreme environmental conditions can result in adverse health effects such as heat stroke, cardiac arrest, and heat exhaustion. Thus, my primary research goal is to monitor the temperature inside and outside the personal protection suit of first responder in order to improve their health and reduce risks associated when they are subjected to potentially harmful emergency hazmat situation. **This can be achieved through Internet of Things (IoT) sensor technology.**

### Research Purpose

The purpose of this research is to:

- Monitor the health parameters of the first responders in an emergency hazmat response through IoT sensors
- Improve their safety and reduce adverse health effects
- Visualize the IoT sensor data for effective decision making


### Acknowledgement

Funding for this research is supported through a US Department of Transportation, University Transportation Center (UTC) Competition 2016 award.

### Research Questions

- Can IoT sensor technology be utilized effectively and accurately to monitor first responders' core body temperature during a hazmat response?
- What is the best way to visualize IoT sensor data when monitoring first responders' core body temperature during a hazmat response?
- What is the best way to effectively send alert notifications to the hazmat first responder wearing a PPE when core body temperature is possibly too high?

### Integrating Sensor Data on IBM Watson IoT Platform



### Background

**What is HAZMAT?**  
**Hazardous Material (HazMat)** is defined as "a substance or material, including hazardous substance, which has been determined by the Secretary of transportation to be capable of posing an unreasonable risk to health, safety and property when transported in commerce and which has been so designated". [1]

**Who are first responders?**  
A **first responder** is an individual who would immediately be present at the scene during a HAZMAT emergency. They include the fire department, police department, emergency medical services and the department of environmental quality.

**What is Personal Protection Equipment (PPE)?**  
It is a specialized clothing designed for the hazmat first responders to provide protection from serious injuries and illness resulting from contact with chemical, radiological, physical, electrical, and other hazards.

- Wearing a PPE (Personal Protection Equipment) puts a hazmat first responder at considerable risk of developing heat ailments. First responders are often subjected to working in extreme environmental conditions, where the temperature can be severely dry or wet.
- One of the main challenges of PPE is the inability to eliminate heat through radiation, convection and evaporation, where it impedes the wearer's ability to balance the heat production and heat dissipation. [4]
- This can result in degrading the health of the hazmat first responder with harmful conditions ranging from heat fatigue to serious impacts such as heat stroke and death.
- Heat exhaustion is characterized by an increased core body temperature ( $T_c > 98^\circ\text{F}$ ) and increased heart rate ( $\text{BPM} > 100$ ), which can result in causing dizziness, fatigue and low blood pressure in the first responder. If immediate action is not taken to cool the individual, high core body temperature can cause multi-organ dysfunction, which often leads to death.

Temperature and humidity affect the thermal balance of the human body via skin and the respiratory system. Thus, it is extremely important to monitor the temperature and humidity inside and outside the personal protection suit of the hazmat first responder when they are subjected to strenuous environmental conditions.

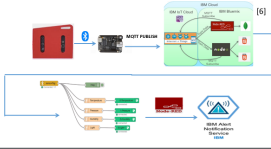
### Solutions

- The advancements in Internet of Things (IoT) in relation to wearable sensors has enabled communication between human and things in various areas such as health monitoring, intelligent transportation systems, safety/security, environmental monitoring, etc.
- The increasing need for health monitoring and preventive medicine has given rise to the development of numerous wearable devices which can be used to monitor health parameters such as core body temperature, heart rate, blood pressure, blood oxygen and movement. IoT sensors can be incorporated into computed devices to measure these health parameters and can be comfortably worn on the body.
- For our research, we will be using a Texas Instruments CC2650 – an ultra low power Bluetooth sensor tag which has the following sensors: Temperature, Pressure, Humidity, Accelerometer, Gyroscope and Magnetometer.

### Technology

All the technological components used for our research are open-source software.

- Texas Instruments CC2650 – a low power Bluetooth low energy sensor tag
- IBM Watson IoT Platform – a cloud hosted service [3]
- IBM Bluemix – to build, manage and deploy applications on cloud
- Node.js – a platform to execute JavaScript code on the server side
- Node-Red – a visual flow based development tool



### Functionality

**The functionality of the above diagram is described below:**


- A low power TI Sensor Tag CC2650 is connected to a mobile device via Bluetooth low energy.
- The device pushes the sensor data onto the IBM Watson Cloud Platform via MQTT protocol.
- The sensor data is obtained in a real time environment and gets updated on the cloud platform every 3 seconds.
- Node.js application connects the TI sensor tag data to the IBM cloud platform.
- Once the data is received on the cloud, a Cloudant database such as dash DB is used to store and fetch the sensor data.
- A Node-Red app is used to analyze and react to the cloud sensor data. Various real time analytics and data visualizations can be performed using the Node-Red application.
- For our research we would be setting a threshold value for the core temperature and humidity. Thus if the threshold is met, additional data can be pulled from the Cloudant database to send alert notifications to the first responder during a hazmat response.

### Future Work

- Build a mobile application to visualize sensor data and send alert notifications to the first responder during a hazmat response.
- Test the quality and accuracy of the IoT sensor placed inside the protection suit of the hazmat first responder in a simulated environment.

### References

1. Office of the Federal Register National Archives and Records Administration. (2015, October 2). Code of Federal Regulations Title 49 (Transportation).
2. Serflings, J., Bump, P., et al. (2015). A Sensor Fusion Wearable Health-Monitoring System with Haptic Feedback. IEEE 13th International Conference on Wearable and Embedded Systems (IWEM).
3. Wirth, G. (2017, April). Talk to your Sensor using the Watson IoT Platform and Conversation services.
4. Galletta, D. F., Fugère, L., van der Horst, C., Patterson, M., & Tetro, A. A. (2011). The interaction of body armor, low-intensity exercise, and hot/humid conditions on physiological strain and cognitive function. *IEEE Transactions on Systems, Man, and Cybernetics-Part A: Systems and Humans*, 41(10), 1705-1714.
5. IBM. (2015). IBM Cloud IoT sensor tag.
6. IBM. (2015). IBM Cloud IoT sensor tag.
7. IBM. (2015). IBM Cloud IoT sensor tag.
8. IBM. (2015). IBM Cloud IoT sensor tag.
9. IBM. (2015). IBM Cloud IoT sensor tag.
10. IBM. (2015). IBM Cloud IoT sensor tag.



# Appendix E Visualize to Realize: Improving Safety of First Responders

UNIVERSITY OF NEBRASKA AT OMAHA

## Visualize to Realize: Improving Safety of First Responders

Vikas Sahu, Ann L. Fruhling, PhD

### Introduction

The goal of this study is to improve the safety of first responders during an emergency hazardous material (hazmat) incident.

- A first responder (FR) is an individual who arrives first during a hazmat incident and takes the initiative to act in order to minimize the risk to public health and property from such incidents. Often first responders are firefighters.
- The reports of National Fire Protection Association recorded a national average of more than 30,000 firefighter injuries between 2010-16 (National Fire Protection Association, 2017).
- According to the US Fire Administration, an average fatality of 120 firefighters were recorded between 2010-16 throughout the nation. In 2017, a total number of 81 fatalities were recorded. (FEMA, Department of Homeland Security, 2017).
- In order to ensure FRs safety, the IC at the incident command and control center monitors critical information about first responders and local environment.
- In the state of Nebraska, the IC uses a dated system with two displays with different information to gather the required information and monitor the scenario. The user interface of these displays often have slow response times. (Shearer & Bernard, 2017).

### Problems

- Data integration problems** – The critical data about FRs and incident environment are displayed on two different screens because each system has its own user interface, which makes it difficult to make effective decision during emergencies.
- Current technology is dated** – The user interface works on a Windows XP platform with limited processing capabilities that gets updated in a time interval of 45 seconds. This implies that the data available to IC about FRs is often not available until after 20 steps have been taken and thus potential exposure to hazardous materials may have already occurred before the FR is aware.
- Incident commander experiences cognitive overload** – There is a constant exchange of critical data between FRs and IC during emergencies. The visualization of so much data on separate displays leads to cognitive overload for IC.
- System user interface usability issues** – The dated user interfaces for the current systems have several problems such as: not well organized, do not match the emergency management work, poor navigation, etc.

### Prototype Design Sketch

### Projected Contributions from this Research

Several contributions from this study are anticipated such as:

- Integrated user-interface of dashboard will reduce the cognitive load of Incident Commander (IC) during emergencies.
- Visualization of critical data (for FRs and incident environment) on a single screen will allow IC to make efficient decision for first responders.
- Integration of critical data into a single screen will improve the usability of the dashboard.
- Overall, we hope the new dashboard will help in improving the safety of first responders during hazardous incident responses.

### Current Work Flow

### Research Question

What are the most critical dashboard display design features that will optimize the performance and decision making of an incident commander during a hazmat response situation?

### Research Design

### Future Work

The future work for this study includes the following steps:

- Transformation of final screen sketches into dashboard prototype using a suitable wire framing software package.
- Usability evaluation of the dashboard prototype in a simulated scenario-based test environment using Cognitive Walkthrough Technique. Cognitive Walkthrough technique is used to determine the ease with which a new user will learn to interact with a computer-based information system.

This research is being conducted in collaboration with the Special Operations Team, Omaha Fire Department, who are responsible to contain hazmat incidents in the Omaha Metropolitan Area.

### Acknowledgement

Funding for this research is supported through a US Department of Transportation, University Transportation Center (UTC) Competition 2016 award.

### References

- National Fire Protection Association. (2017, June). Firefighter activities, injuries, and deaths. Retrieved from National Fire Protection Association. <https://www.nfpa.org/files-and-research/fire-statistics-and-reports/fire-statistics-the-fire-service-fatalities-and-injuries-of-firefighter-activities-injuries-and-deaths>
- Shearer, S., & Bernard, W. (2017, Nov 10). Safety and Information Technology Division. (A. Fruhling, & V. Sahu, interview)

Other Contributor Logos Go Here